




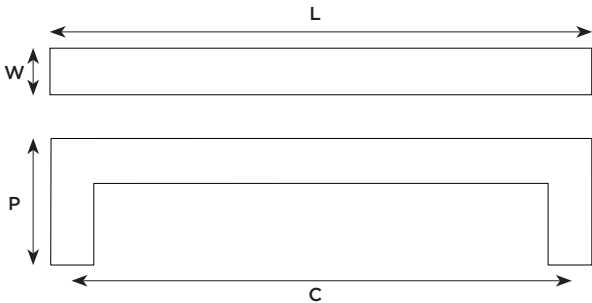
R1755

RECESS LEATHER

SQUARE (STITCH OUT) CABINET HANDLE



DIMENSIONS



**C** Centre to centre  
**L** Length overall  
**P** Projection (at highest point)  
**W** Width (at widest point)

	R1755 ### 1034	R1755 ### 1035
C	128mm / 5 1/16"	160mm / 6 5/16"
L	142mm / 5 19/32"	174mm / 6 27/32"
P	40mm / 1 9/16"	40mm / 1 9/16"
W	15mm / 19/32"	15mm / 19/32"


	R1755 ### 1038
C	192mm / 7 9/16"
L	206mm / 8 1/8"
P	40mm / 1 9/16"
W	15mm / 19/32"

Imperial measurements converted from metric to nearest 1/32nd"  
Dimensional tolerance +/- 1.5mm

Metal Finishes



Leather Finishes



FINISHES

FIXINGS

- Standard

2 of M4 x 30mm long pan head bolts
- Alternative

M4 x 25mm / 30mm / 40mm / 50mm / 60mm pan head bolt

COORDINATING PRODUCTS

	Door Lever	R1025, R1468, R1941		Furniture Knob	R1200, R1201, R1929, R2154
	Door Pull	R1072, R1074, R2676		Furniture Pull	Shown
	Window Hardware	R2528, R2557, R2559		Bathroom Accessories	R1509, R1520, R1521